



**Weber**  
love colour



**we  
care**





# Weber welcome you to our world of colour and expression

Colour, form and texture are the basic tools specifiers have at their disposal to create an attractive façade. Where the specifier requires colours that are outside the technical possibilities of cementitious materials, modern base coat renders in conjunction with high performance synthetic coatings are available to fit the bill with the same durability.

## Synthetic Finish Product Range

- **weberplast TF** - A pre-mixed, acrylic-based, even-textured finish available in 1.5mm aggregate size
- **webersil TF** - A pre-mixed, silicone-based, even-textured finish available in 1.5mm aggregate size
- **webersil P** - A silicone resin emulsion paint

## Guidance For Successful Colour & Product Selection

Colour appearance will vary naturally according to product nature, substrate, surface finish and orientation. In particular, cementitious and synthetic product colours are fundamentally different in composition and hence finished appearance. There is no guarantee that the colour will be exactly the same from product to product and in particular, between mineral renders and synthetic products.

It is an unrealistic expectation that manufacturers can produce exact colour matching from:

- **Product to product**  
The raw materials and pigment additions used to manufacture acrylic products are different from those used in silicone based products.
- **Finish to finish**  
The colour of a painted finish on a plain faced render will always look different to the same colour with a 1.5mm textured finish.

**To ensure product and colour acceptability it is recommended that a sample showing colour and texture is obtained. These are available to order from Weber.**

## Good Practice

To ensure colour consistency, the material required for complete and adjoining panels should be thoroughly mixed together before use.

Always follow the instructions on the product packaging or product data sheet. Product data sheets are available upon request from Weber or can be downloaded online at [www.uk.weber](http://www.uk.weber)




A photograph of a woman and a young child in winter attire. The woman, on the right, has long brown hair and is wearing a white coat with a yellow scarf. She is smiling broadly, showing her teeth. The child, on the left, is wearing a white knit hat with a pom-pom, a brown coat, and a white scarf with pom-poms. The child is also smiling. The background is a snowy, out-of-focus landscape. The text 'Weber add colour to any project' is overlaid in the top right corner.

Weber add colour  
to any project


*See our colour reference guide on the back pages including LRV and price bands.*




Winter White




Chalk




Silver Pearl



Single Cream



Double Cream



Vanilla



Cream



Cornish



Ivory



Warm Biscuit



Barely Beige



Grey Ivory



Sand



Buff




Limestone



Warm Magnolia



Pearl Grey



Pebble



Beige Grey




Mushroom



Weber like to  
be colourful





Pink Earth



Earth Red



Roasted Chestnut



Tawny Owl



Carnival Red




Flamingo Pink




Subtle Salmon




Tea Rose




Cupcake




Pearl




Oyster Shell



Palest Pink




Candyfloss




Subtle Pink



Rose



Iced Violet



Pale Ash



Berry Smoothie



Dusty Damson



Gorgeous Grape

**Weber can transform your  
world with a collection of  
rich, warm colours**







Sand Storm



Vanilla Fudge



Potters Clay



Desert Fatigues



Lioness



Peanut Butter



American Mustard



Ecru



Sand Dune



Earth



Gingernut



French Beige



Old Gold



Papaya



Cool Copper



Brick Red



Peach Pie



Burnt Sienna



Carrot Cake




Californian Amber



Weber put a colourful  
spring in your step





Almond



Apricot Whip



Angel Delight



Desert Peach




Peach Cobbler



Velvet Foundation



Pine Nut



Bisque




Antique Ivory



Ocre Rose



Lemon Bonbon



Lemon Cream



Final Straw



Sunny Beach



Honeycomb



Corn Field



Banana Split



Parchment



Canario



Moutarde

**Weber help you  
imagine a colour  
in its place**








Iced Apple




Muted Mint



Cool Mint



Mint Cream



Green Tea



Sage Green



Crème de Menthe



Safari



Raincloud



Subtle Sage



Creamy Avocado



Frosted Fern



Ivy Green



Soft Moss



Antique Sage



Jungle Green



Fresh Cut Grass



Rosemary & Thyme



Lime Fizz




Emerald Fields


Weber replicate  
nature's colours







Iced Blue



Snowy Skies




Light Blue




City Blue



Crystal Blue



Powder Blue




Iced Water



Baja Blue



Aqua Bubble



Brittany Blue




Marine Breeze



Stormy Seas



Tokyo Blue



Sky Blue



Azure Blue



Blueberry Crush



Mediterranean Sky



Cornflower Blue



Hoolooovoo Blue




Buenos Aires




Weber take colour  
to new heights





Pale Grey



Eggshell




Antique Lace



Rainy Day



Fortress Grey



Welsh Slate



Quarry Grey



Hurricane Skies



Graphite



Elephant Grey




Liquid Mercury



Sky Scraper



Silver Grey



Sugar Grey



Stone Grey



Cloudy Day




Soft Silver



Toolbox Grey



Platinum Grey




Granite Grey

Weber have colour  
covered. Relax.





Light Beige



Beige



Willow



Portobello



Latte



Oatmeal



Mocha



Pecan



Milky Tea



Nearly Nutmeg



Butterscotch



Golden Brown



Golden Sand



Soft Taupe



Cappuccino



Sepia



Milk Chocolate



Rich Roasted



Coffee no Cream



Bitter Chocolate



Weber offer the  
tools to get it right



# Sample Service

Choosing the colour of the exterior of your home, development or client's property can be one of the most important decisions on a new build or refurbishment scheme and getting it wrong can work out costly. The colour representation in this guide is as close as printing techniques allow but it is recommended that your final selection is always made against an actual sample ensuring the colour choice is the right one!

Each colour is available to order individually from Weber. Samples are available to order online at **[www.uk.weber](http://www.uk.weber)** or call us on **01525 718877 (press 2 for Technical)**. You can also order samples by talking direct to your local Weber representative or contractor.

Where there is the intention to use a selection of Weber render products and finishes such as monocouche, mineral renders and the synthetic finishes detailed in this guide, specifiers should be aware that these are completely different products, applied to different backgrounds, with different performance criteria and application methods. It is therefore not possible to guarantee colour matching between product types.

**Special colours and colour matching may be possible according to product type and subject to commercial constraints, contact Weber for further information on this service.**






A young girl with blonde hair tied in a ponytail with a red bow is smiling and looking down at her hand. She is wearing a bright blue raincoat with large, colorful polka dots in shades of pink, yellow, green, and purple. She is holding a large, multi-colored umbrella with sections of white, blue, purple, pink, and orange. The background is a lush green field, and the scene is captured in a way that makes it look like it is raining heavily, with many white streaks representing raindrops falling around her. The overall mood is cheerful and playful.

Weber guide you to  
a successful finish





Welsh Slate



Eco Home, Cork  
 System: **weberend MT** with **webersil TF**  
 Client: Gareth Sullivan  
 Architect: Simply Architecture  
 Construction: ECO Timber Frame  
 Applicator: M S Plastering

Designed by award-winning practice Simply Architecture, the brief for this contemporary property was to design an energy efficient family home that incorporated innovative construction methods to overcome the challenges of a problematic site, as a result a timber frame construction was chosen with a cement board and lightweight render system.

The project utilised high performance **weberend MT** a multi-coat render system which incorporates meshcloth reinforcement within a resin-rich render coat, that can be finished with a choice of textures and colours. This lightweight render system is designed for large areas of stable render carrier boards without the need for expressed joints to create smooth, modern design aesthetics. The bold finish chosen for this innovative property was **webersil TF** in Welsh Slate.





The Tower, Cwmbran  
 System: **webertherm XM** EWI with **webersil TF** finish  
 Client: Bron Afon Community Housing  
 Architect: Pentan Partnership  
 Main Contractor: Seddon Construction Ltd  
 Applicator: FOZCS



The Tower, at 23-storeys and the tallest building in Cwmbran, has undergone a dramatic upgrade in both thermal performance and aesthetics with the use of **webertherm XM** External Wall Insulation System. U-values have been substantially improved and, occupying a very focal position in the town, the 1960's tower block now creates a colourful skyline.

The highly weather proof **webersil TF**, a silicone based, decorative finish has been used in a variety of colours and patterns to create a scheme led by the residents. The original U-Value was 1.13 W/m<sup>2</sup>K which has been improved to 0.29 W/m<sup>2</sup>K after application of EWI improving the thermal efficiency to the residents and greatly enhancing the aesthetics of the area.



Crème de  
Menthe

Rosemary &  
Thyme

Antique Sage

Welsh Slate

Winter White



L&Q, Lewisham

System: **webertherm XM** with **webersil TF** finish

Client: L&Q

Specifier: Faithorn Farrell Timms

Contractor: Mulalley & RR Richardson Limited

Applicator: ECL Contracts

In the London Borough of Lewisham, **webertherm XM** External Wall Insulation System was specified for the extensive refurbishment and thermal upgrade of apartment blocks on selected estates across the Forest Hill and Sydenham areas. The application of **webertherm XM** has significantly rejuvenated the appearance of the properties and dramatically improved the thermal performance of these homes with a reduction in U-value to 0.3W/m<sup>2</sup>K from the original 2.13W/m<sup>2</sup>K.

Colour played an important part in this project with balconies and fascia's painted in a range of colours of **webersil TF**, a silicone based even-textured decorative finish, providing a durable and weather resistant, vapour permeable surface.



Gateway to the Valleys School, Bridgend, Wales  
 System: **weberend MT** render system  
 Client: Bridgend County Borough Council  
 Architect: Scott Brownrigg Architects  
 Contractor: Leadbitter  
 Applicator: M & P Contractors Wales Ltd.



This £39m project is part of a scheme which represents one of the largest single investments in a shared community and education building in Wales. It won the 2013 UK BREEAM Education Award by replacing the old school buildings with a new development that is environmentally and economically sustainable. Application of **weberend MT** lightweight render system assisted in this achievement.

**weberend MT** is a multi-coat render system which incorporates glass fibre meshcloth reinforcement and a polymer-rich adhesive coat that carries a choice of finishes. It is ideal for large areas without the need for expressed joints making it a fast, efficient system in conjunction with modern methods of construction. The clean aesthetic lines of the building are enhanced by the striking coloured finish, this project uses **webersil TF** textured decorative finish providing a highly weather resistant and protective solution.





Subtle Salmon



PHOTO: MICHAEL HARDING

H. Forman & Son, (photo by Michael Harding)  
 Stratford, [www.formans.co.uk](http://www.formans.co.uk)  
 Client: H. Forman & Son  
 Architect: Phil Hudson  
 Contractor: Phelans Construction  
 Applicator: Repex Ltd  
 System: **webertherm XM** EWI

H. Forman & Son are 4th generation family owned salmon smokers. Their eye-catching headquarters was designed by award-winning architect, Phil Hudson, in the shape of a 'darne' of salmon, with 'scales' tiling the roof. In line with their goal for sustainability, the new building has been built to the highest standards to keep their carbon footprint low including the use of **webertherm XM** EWI system.

Finished in a Subtle Salmon, the building integrates high levels of design, performance and sustainability.

# Price Bands

Please find listed in the following tables the price band information on the complete product range. The price bands reflect the selection and quantity of pigment required for each individual colour. Detailed pricing can be found in Weber's standard price list, which is available on request.

## LRV & EWI

LRV (Light Reflectance Value) is a recognised industry measure relating to solar reflectance and heat gain and affects the use of colours on EWI (External Wall Insulation) systems.

Coloured surfaces reflect light and heat; the lighter the colour, the higher the reflectance. The amount of light that is reflected from a surface is given as a percentage where white has a value of 100% and black has a value of 0%. Dark coloured surfaces reflect less light resulting in more absorption, the absorbed energy gets converted to heat.

On EWI Systems the heat generated within the render has nowhere to dissipate resulting in greater stress on the surface finish, so dark coloured acrylic and silicone products with a LRV below 20% will be more prone to surface tension cracking. This is exacerbated when a low LRV colour is used on larger areas.

The following tables detail the LRV value and our recommendation for use on External Wall Insulation Systems. Evaluations can be carried out if you choose a low LRV value colour, please contact Weber for details.

Weber cannot accept any liability for cracking if a colour is selected for use with EWI which does not achieve the minimum LRV, we therefore advise selection of an alternative colour with an LRV at, or above, the minimum recommendation of 20%.

**To ensure product and colour acceptability it is recommended that a sample showing colour and texture is obtained. These are available to order from Weber.**

Colour	Price Bands			LRV		
	weberplast TF	webersil TF	webersil P	LRV%	webersil Recommended for EWI (Silicone)	weberplast Recommended for EWI (Acrylic)
Almond	1	1	1	79.43	✓	✓
American Mustard	1	1	2	48.65	✓	✓
Angel Delight	1	1	1	57.66	✓	✓
Antique Ivory	1	1	1	68.33	✓	✓
Antique Lace	1	1	1	64.45	✓	✓
Antique Sage	2	3	4	22.40	✓	✓
Apricot Whip	1	1	1	66.12	✓	✓
Aqua Bubble	3	2	2	50.24	✓	✓
Azure Blue	2	2	2	52.34	✓	✓
Baja Blue	1	1	2	60.05	✓	✓
Banana Split	1	1	2	73.30	✓	✓
Barely Beige	1	1	1	69.39	✓	✓
Beige	2	2	2	64.27	✓	✓
Beige Grey	1	1	1	72.19	✓	✓
Berry Smoothie	1	1	2	44.21	✓	✓
Bisque	1	1	1	70.24	✓	✓
Bitter Chocolate	2	1	1	15.22	✗	✗
Blueberry Crush	2	2	3	32.81	✓	✓
Brick Red	2	2	2	34.63	✓	✓
Brittany Blue	3	4	4	37.24	✓	✓
Buenos Aires	3	4	4	24.29	✓	✓
Buff	2	2	2	57.50	✓	✓
Burnt Sienna	2	3	4	27.17	✓	✓
Butterscotch	1	1	1	36.30	✓	✓
Californian Amber	3	4	4	31.90	✓	✓
Canario	2	3	3	66.30	✓	✓
Candyfloss	1	1	1	79.01	✓	✓
Cappuccino	1	1	2	22.54	✓	✓
Carnival Red	3	4	4	22.29	✓	✓
Carrot Cake	3	3	4	26.40	✓	✓
Chalk	1	1	1	84.50	✓	✓
City Blue	1	1	1	77.66	✓	✓
Cloudy Day	1	1	1	54.94	✓	✓
Coffee no Cream	2	2	3	17.26	✗	✗

Colour	Price Bands			LRV		
	weberplast TF	webersil TF	webersil P	LRV%	webersil Recommended for EWI (Silicone)	weberplast Recommended for EWI (Acrylic)
Cool Copper	2	2	2	26.22	✓	✓
Cool Mint	1	1	1	72.19	✓	✓
Corn Field	1	1	2	61.68	✓	✓
Cornflower Blue	2	3	4	22.84	✓	✓
Cornish	1	1	1	73.90	✓	✓
Cream	1	1	1	68.50	✓	✓
Creamy Avocado	1	1	1	54.14	✓	✓
Crème de Menthe	1	1	1	64.62	✓	✓
Crystal Blue	1	1	1	69.14	✓	✓
Cupcake	1	1	1	66.32	✓	✓
Desert Fatigues	1	2	2	38.81	✓	✓
Desert Peach	1	1	1	67.53	✓	✓
Double Cream	1	1	1	84.55	✓	✓
Dusty Damson	2	2	3	36.20	✓	✓
Earth	1	1	1	46.30	✓	✓
Earth Red	2	2	2	30.55	✓	✓
Ecru	1	1	1	54.03	✓	✓
Eggshell	1	1	1	71.99	✓	✓
Elephant Grey	1	1	1	39.08	✓	✓
Emerald Fields	3	4	4	44.81	✓	✓
Final Straw	1	1	1	63.53	✓	✓
Flamingo Pink	2	3	4	35.15	✓	✓
Fortress Grey	1	1	1	38.09	✓	✓
French Beige	2	2	2	21.29	✓	✓
Fresh Cut Grass	1	1	3	49.46	✓	✓
Frosted Fern	1	1	2	41.98	✓	✓
Gingernut	2	1	1	33.45	✓	✓
Golden Brown	2	2	2	20.52	✓	✓
Golden Sand	1	1	2	28.76	✓	✓
Gorgeous Grape	3	3	4	45.31	✓	✓
Granite Grey	2	2	2	64.91	✓	✓
Graphite	2	2	2	35.80	✓	✓
Green Tea	1	1	1	68.14	✓	✓
Grey Ivory	1	1	1	70.82	✓	✓



Colour	Price Bands			LRV		
	weberplast TF	webersil TF	webersil P	LRV%	webersil Recommended for EW1 (Silicone)	weberplast Recommended for EW1 (Acrylic)
Honeycomb	1	1	1	57.65	✓	✓
Hoolooovoo Blue	2	2	2	32.88	✓	✓
Hurricane Skies	1	1	1	34.10	✓	✓
Iced Apple	1	1	1	83.01	✓	✓
Iced Blue	1	1	1	81.08	✓	✓
Iced Violet	1	1	1	79.28	✓	✓
Iced Water	1	1	1	71.95	✓	✓
Ivory	1	1	1	73.50	✓	✓
Ivy Green	2	2	3	35.73	✓	✓
Jungle Green	3	3	4	9.57	✗	✗
Latte	1	1	1	53.63	✓	✓
Lemon Bonbon	1	1	1	66.22	✓	✓
Lemon Cream	1	1	1	85.80	✓	✓
Light Beige	2	2	2	66.63	✓	✓
Light Blue	2	2	2	60.80	✓	✓
Lime Fizz	3	3	3	48.79	✓	✓
Limestone	2	2	2	62.99	✓	✓
Lioness	2	2	2	36.03	✓	✓
Liquid Mercury	1	1	1	45.31	✓	✓
Marine Breeze	2	2	3	35.96	✓	✓
Mediterranean Sky	2	1	2	45.67	✓	✓
Milk Chocolate	2	2	2	15.77	✗	✗
Milky Tea	1	1	1	40.61	✓	✓
Mint Cream	1	1	1	84.30	✓	✓
Mocha	1	1	1	38.29	✓	✓
Moutarde	1	2	2	48.80	✓	✓
Mushroom	2	2	2	56.90	✓	✓
Muted Mint	1	1	1	81.72	✓	✓
Nearly Nutmeg	1	1	1	40.08	✓	✓
Oatmeal	1	1	1	53.78	✓	✓
Ocre Rose	2	2	2	53.59	✓	✓
Old Gold	1	1	2	40.28	✓	✓
Oyster Shell	1	1	1	69.10	✓	✓
Pale Ash	1	1	1	69.70	✓	✓

Colour	Price Bands			LRV		
	weberplast TF	webersil TF	webersil P	LRV%	webersil Recommended for EW1 (Silicone)	weberplast Recommended for EW1 (Acrylic)
Pale Grey	1	1	1	74.23	✓	✓
Palest Pink	1	1	1	80.68	✓	✓
Papaya	2	1	1	35.92	✓	✓
Parchment	2	2	2	67.06	✓	✓
Peach Cobbler	1	2	2	55.30	✓	✓
Peach Pie	2	3	4	42.79	✓	✓
Peanut Butter	1	1	1	48.42	✓	✓
Pearl	1	1	1	80.32	✓	✓
Pearl Grey	2	2	2	64.78	✓	✓
Pebble	1	1	1	69.86	✓	✓
Pecan	1	1	1	40.37	✓	✓
Pine Nut	2	2	2	50.77	✓	✓
Pink Earth	1	1	1	36.34	✓	✓
Platinum Grey	1	1	1	55.66	✓	✓
Portobello	1	1	1	53.33	✓	✓
Potters Clay	1	1	1	41.21	✓	✓
Powder Blue	1	1	1	80.87	✓	✓
Quarry Grey	1	1	1	28.90	✓	✓
Raincloud	1	1	1	54.51	✓	✓
Rainy Day	1	1	1	49.84	✓	✓
Rich Roasted	2	2	3	12.60	✗	✗
Roasted Chestnut	1	2	3	18.57	✗	✗
Rose	2	2	2	51.82	✓	✓
Rosemary & Thyme	2	2	3	36.49	✓	✓
Safari	1	1	1	54.62	✓	✓
Sage Green	2	2	2	53.05	✓	✓
Sand	2	2	2	68.91	✓	✓
Sand Dune	1	1	1	52.61	✓	✓
Sand Storm	1	1	1	55.37	✓	✓
Sepia	1	1	2	24.89	✓	✓
Silver Grey	1	1	1	57.27	✓	✓
Silver Pearl	1	1	1	78.00	✓	✓
Single Cream	1	1	1	85.56	✓	✓
Sky Blue	1	1	1	68.42	✓	✓

Colour	Price Bands			LRV		
	weberplast TF	webersil TF	webersil P	LRV%	webersil Recommended for EWI (Silicone)	weberplast Recommended for EWI (Acrylic)
Sky Scraper	1	1	1	50.10	✓	✓
Snowy Skies	1	1	1	77.96	✓	✓
Soft Moss	2	2	3	39.42	✓	✓
Soft Silver	1	1	2	38.30	✓	✓
Soft Taupe	1	1	2	28.07	✓	✓
Stone Grey	2	2	2	52.02	✓	✓
Stormy Seas	1	1	2	39.49	✓	✓
Subtle Pink	1	1	1	77.78	✓	✓
Subtle Sage	1	1	1	54.66	✓	✓
Subtle Salmon	1	1	2	47.73	✓	✓
Sugar Grey	1	1	1	65.30	✓	✓
Sunny Beach	1	1	1	62.56	✓	✓
Tawny Owl	2	3	3	11.50	*	*
Tea Rose	2	1	1	58.71	✓	✓
Tokyo Blue	2	2	3	34.61	✓	✓
Toolbox Grey	1	1	2	38.15	✓	✓
Vanilla	1	1	1	83.15	✓	✓
Vanilla Fudge	1	1	2	49.92	✓	✓
Velvet Foundation	1	1	2	44.56	✓	✓
Warm Biscuit	1	1	1	68.48	✓	✓
Warm Magnolia	1	1	1	83.90	✓	✓
Welsh Slate	1	1	1	21.51	✓	✓
Willow	1	1	1	54.92	✓	✓
Winter White	1	1	1	86.15	✓	✓





### Saint-Gobain Weber

Dickens House, Enterprise Way,  
Maulden Road, Flitwick,  
Bedford, MK45 5BY

☎ 01525 718877

✉ [mail@netweber.co.uk](mailto:mail@netweber.co.uk)

🌐 [www.uk.weber](http://www.uk.weber)

📷 📺 📱 @SGWeberUK

📺 SaintGobainWeberUK

📺 Saint-Gobain Weber UK & Ireland

**weber**  
SAINT-GOBAIN