



Precision Grouting

About Weber

As a recognised manufacturer and innovator of easy-to-apply products in the technical mortars, facades, flooring systems and tile-fixing markets, Weber is a leading player in the construction products industry.

The natural synergy between these specialist activities enables Weber to provide integrated solutions for a wide range of projects from building renovation and refurbishment to new building developments and major civil engineering.

Weber does not only sell products but a complete solution which includes the services that go with the products; technical support, full specification, site visits, and training. Based on its strong knowledge and experience of the market, the Weber training programmes meet the needs of its customers. Weber provides specifiers, engineers and contractors with substantial technical support, both before, during and after contract periods.

About Saint-Gobain

Saint-Gobain designs and manufactures materials and solutions that have a positive impact on each of us and provides wellbeing, quality of life and performance, all while caring for the planet.

Saint-Gobain materials and solutions can be found everywhere in our living places and in daily life; in buildings, transportation, infrastructure and in many industrial applications. They provide comfort, performance and safety while addressing the challenges of sustainable construction, resource efficiency and climate change.

Saint-Gobain is an international group employing around 166,000 people in over 76 countries worldwide. Established in France in 1665, Saint-Gobain is one of the world's largest industrial groups, with an annual turnover of €51.2 billion.

Some of the UK and Ireland's most respected companies and brands in the construction sector are part of Saint-Gobain, including British Gypsum, Glassolutions, Isover, PAM, Ecophon and Pasquill.

Together they offer a range of high performance energy-saving products and solutions to help create great living places and improve daily life.



Weber's Technical Mortar Range

Along with the range of Precision Grouting products covered in this guide, Weber also offer solutions to the Construction Market in the form of Concrete Repair and Protection, Bedding Mortars and Structural Strengthening...

Concrete Repair & Protection – Weber has a wide portfolio of products designed to facilitate repair and protection of concrete in most circumstances, ranging from hand placed materials for localised non-structural repairs, to flowable or spray solutions for mass structural replacement.

Bedding Mortars – Weber offers a range of materials for the bedding of components in the highway, airport and marine markets. These products are designed for the fast installation of components and long lasting reinstatement.

Structural Strengthening – Upgrading of buildings, bridges and structural components through the use of Fibre Reinforced Polymer (FRP) technology where high tensile strength, lightweight fibres with proven durability are utilised in the structural strengthening of concrete, masonry, metallic and timber structures.

Precision Grouting

Equipment and machinery which have precise tolerances for alignment or require uniform support cannot be placed directly on finished concrete surfaces. Both the concrete surface and the machine base have irregularities which result in alignment difficulties and bearing load concentrations.

For this reason, machine bases or soleplates are aligned and levelled by shimming or other means and the resulting space between the machine base and the foundation is filled with a load transfer material. The load transfer materials most frequently used are hydraulic cement and epoxy grouts.

After placement and hardening in the space between a machine or equipment base and the foundation, the grout is expected to perform one of the following functions:

1. Permanently maintain the original level and alignment of the machinery or equipment and transfer all loads to the foundation when shims and other temporary position devices are removed.
2. Provide lateral support or corrosion protection for shims which are designed to transfer all loads to the foundation. Some grouts are also required to provide sound deadening and a mechanism for reducing vibration. This can often be achieved by a composite system incorporating elastomeric bearings and a structural adhesive.

A precision grout is a liquid mortar. The main function of a precision grout is the effective transfer of load from the structure or machine to the foundation. In order to enable this, the grout must provide adequate permanent bearing, be non-shrink and have sufficient strength to resist any loading imposed upon it.

To get the grout into place, often into small gaps or confined areas, the grout must be sufficiently fluid so it can flow or be pumped, but it must be stable and not be prone to segregation.

All products are CE and UKCA marked where relevant. Declaration of Performance documentation (DoP's) are available online at www.uk.weber or on request. Where required, products are also tested to ASTM standards.

Markets & Applications

There is extensive use of Weber's Precision Grouts within the civil engineering market. These high performance products can be used in any situation where accuracy in alignment is essential or where transfer of dynamic or static loads are required.

These include:

- Bridges
- Highways
- Railways
- Theme park rides
- Building structures
- Crane rails
- Machine bases
- Wind farms



Spinnaker Tower, Portsmouth.
webercem grout and webercem precision grout

Requirements of a grout

The most important requirement for a grout which is intended to transfer loads to the foundation, is for it to have volume change characteristics which result in complete and permanent filling of the space.

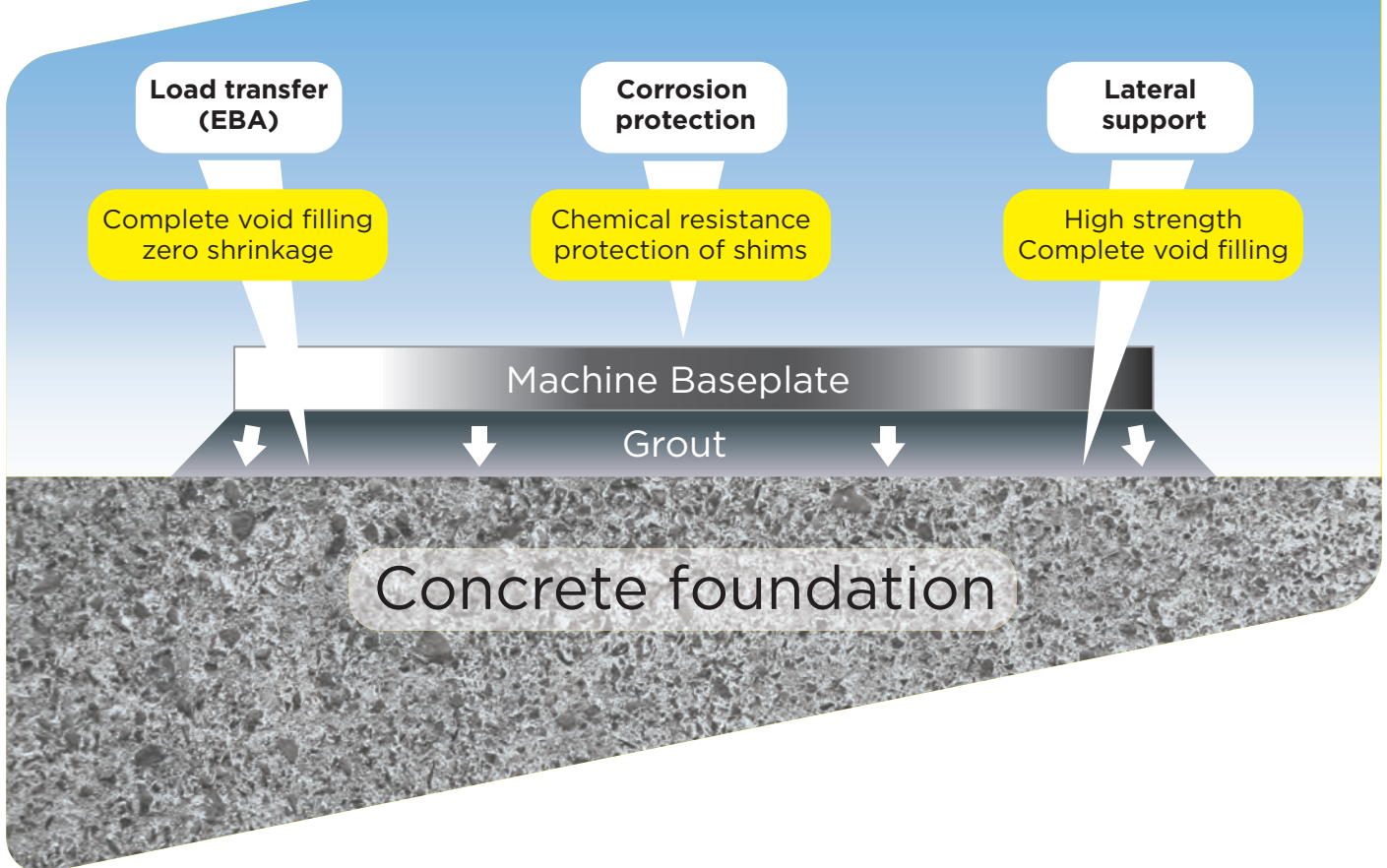
Plain grout, consisting of cement, aggregate, and water, does not have those characteristics. Several other properties of the grout such as consistency, strength, chemical resistance, and compatibility with the operating environment are also important. However, these properties are obtained more easily than the necessary volume change characteristics.

For most applications, the space between the foundation and the machinery or equipment base can best be filled by pouring a grout into the void.

A plain sand / cement grout with this consistency could be placed in the space and may develop adequate strength. However, after placement, the sand / cement grout will lose contact with the plate because of settlement, shrinkage and bleeding.

The result will be an incompletely filled space leaving the equipment resting primarily or completely on the shims or other alignment device. To maintain permanent contact with the plate, a grout must be formulated using special additives with cementitious or epoxy systems. The stability and non-shrink properties of these grouts give a high proven EBA (Effective Bearing Area), which is the actual area of contact under a bearing plate, free of air bubbles and voids.

Primary functions of bearing grouts



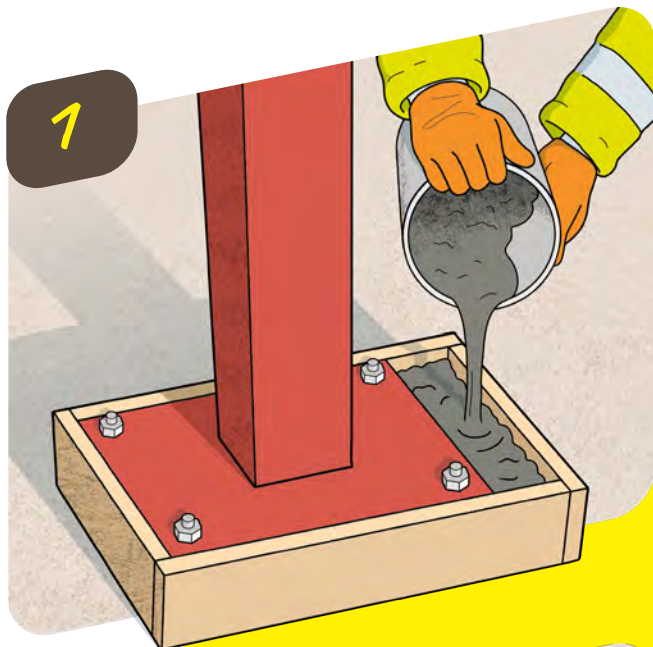
Application of precision grouts

There are four main methods used to grout baseplates:

1. Pouring from one open side of a shuttered baseplate
2. Pouring through a hopper or pipe down a drilled hole in the top of the baseplate
3. Where the gap is very narrow under small baseplates (up to 300 x 300mm), it is possible to inject grout through a standard mastic type of gun.

4. For larger baseplates it is better to use a pump to deliver adequate volumes of grout to the point of grouting. (For epoxy grouts, a peristaltic pump is used. For a cement grout a more conventional diaphragm pump is commonly used).

Where large areas need to be grouted, or where complex bases are involved, it is wise to design a method of introducing the grout to eliminate air entrapment under the baseplate.



How to select a grout

The choice of suitable material depends on the intended usage, accessibility, thickness of bed and the area to grout.

For dynamic loading: (e.g. motor, turbine or under heavy wheeled traffic - rollercoasters and crane rails) - epoxy grout must be used, dependent on the nature of acting loads, aggressive environment, etc.

For static applications: (e.g. such as under stanchion bases, columns etc.) - both epoxy and cement grouts can be used.

- **Cementitious Grouts** - provide resistance to salt and sulphate exposure and can withstand high operating temperatures.
- **Epoxy Grouts** - provide better resistance to impact, vibration and chemicals and higher compressive, flexural, tensile and bond strengths.

Loading

Dynamic Static

Dynamic or impact forces can cause cracking or fatigue failures in cement grouts and in such circumstances it is always better to specify and use epoxy-based grouts.

Static loads impart less stress on the grout and in such cases cement grouts can be used for gaps under columns and stanchion bases, holes, cavities and general infill operations.

Size of baseplate

The size of baseplate determines the method of application. Grout can usually be poured under a small baseplate, but needs to be pumped under a larger plate or where there is no access for pouring.

Dimensional stability

All grouts must be non-shrink or shrinkage compensated. Grouts should also have thermal movement characteristics sympathetic with their immediate surroundings.

Resistance to chemicals

Grouts should be resistant to oils, greases and certain solvent chemicals as well as salts if used in marine environments.

Gap size

In most circumstances, gaps between 15mm and 50mm can be grouted with ease. Thin gaps, less than 5mm should be avoided as it is difficult to transfer loads over such a limited section. Some epoxy grouts and structural adhesives are designed for use in these thin sections but the method of application needs careful consideration.

Return to service

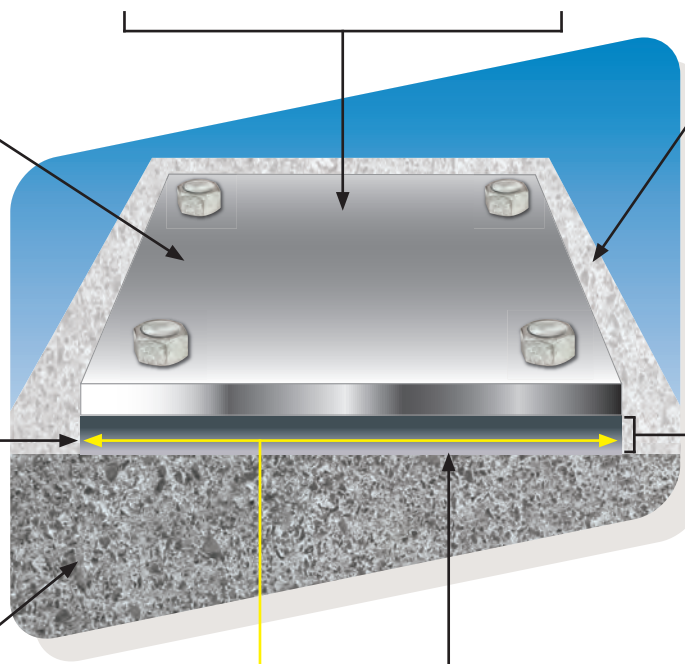
Many grouts are rapid setting to allow earlier return to service but often these generate exotherms that can reduce working time and affect grout integrity especially in thicker sections.

Effective bearing area

The main function of a grout is to transfer load. A grout must provide an effective bearing area (EBA) of at least 90%. EBA is affected by poor grout flow, air voids, air entrainment in the grout, and poor design of the grouting operation.

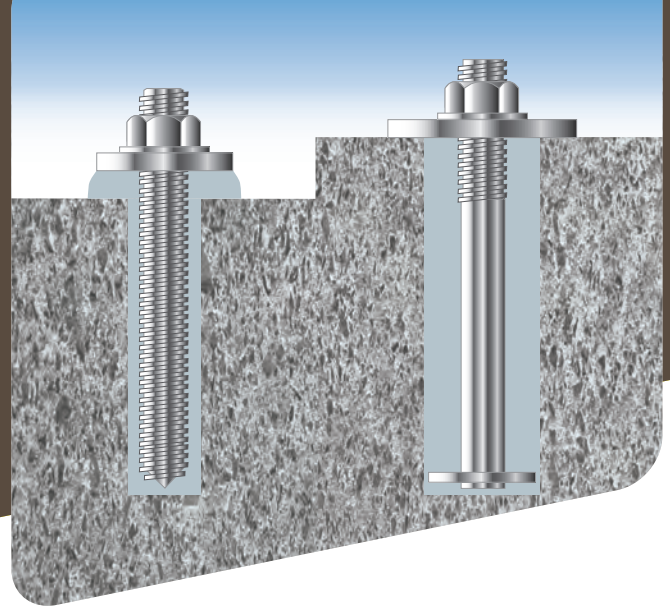
Durability

Grouts must be resistant to deformation so they allow intimate contact between the bearing and foundation and must have a life expectancy of at least 10 years. Most resin grouts are more durable than cement grouts especially in dynamic loading situations and although the initial cost is more, their service life makes them more cost effective in the long term.



Anchoring & fixing

Complementary to the support of baseplates by the Weber Precision Grout range are grouted anchors and structural adhesives.



Anchor grout

A bonded or grouted anchor is fixed by the mechanical key between the bolt or bar, the anchor grout and the drilled hole. The primary mechanical key is created by drilling a rough sided hole using a rotary percussion drill, secondary anchorage is achieved by the bond between grout and anchor, meaning loads or tensile forces are transmitted through the grout to the substrate.

When a tensile force or 'pull-out' load is applied to the bolt or bar, it creates a shear force in the substrate. As most substrates are relatively weak in shear and tension, it is normally the strength of the substrate and the depth of the anchor that determines the ultimate strength of the bonded or grouted anchorage. The choice of the right anchor grout depends upon the application and pullout loads to be applied.

Structural adhesive

Glued segmental construction involves the use of a high-strength epoxy adhesive to bond pre-cast elements together. Segmental bridge construction is a popular technique which speeds up construction of viaduct structures because it avoids the expense and trouble of formwork supports.

In addition to reduced construction time and cost, structural adhesives offer benefits in the form of:

- High bond between the concrete surfaces to transmit compressive, tensile and other shear forces
- Early strengths over a wide temperature range
- Waterproof joints along the cross-section to which they are applied


High-performance epoxy adhesives and resins are also used for the application of composite strengthening plates and wraps.

For more information please visit www.uk.weber, call 01525 718877 or email technical@netweber.co.uk



Deep Bay Link North Segmental Bridge Project, Hong Kong

Products



Jubilee Line Underground Train Maintenance Depot.
webertec EP pourable grout

webercem advanced precision grout & webercem advanced precision grout SP

webercem advanced precision grout

General-purpose, shrinkage-compensated, cementitious grout for dry packing, grouting, bolt fixing and bedding of machinery.

webercem advanced precision grout is a premixed cementitious grout developed for applications where a grout with good flow and strength is required. It is based on specially selected Portland cements, graded aggregates and admixtures. This special formulation produces a grout which conforms to ASTM C827 Early Volume Change of Cementitious Mixtures.

Uses

- Under stanchion plates and machinery (static loads only)
- Grouting bearings, precast units, floors etc
- Fixing anchor bolts, balustrades, crash barriers, starter bars
- Underpinning
- Void filling

Features & Benefits

- **webercem advanced precision grout** is shown to be effectively non-shrink by ASTM C827
- Volume expansion to ASTM C827 when unrestrained is greater than 1.0%
- Precision grout suitable for use over a range of temperatures and site conditions
- Can be pumped, poured, trowelled or 'dry-packed' for maximum versatility
- Does not contain iron, aluminium or other additives which produce non-shrink characteristics by chemical reaction, eliminating any subsequent problems of dimensional instability, corrosion or staining
- Thermal expansion similar to that of good quality concrete
- Can be applied in thicknesses from 10mm to 100mm
- Does not significantly lose workability during pot life

webercem advanced precision grout SP

High-flow, high-strength, shrinkage compensated, cementitious precision grout.

webercem advanced precision grout SP is suitable for applications where better flow, greater initial and long-term strength are required. It complies with National Highways Specification for Highway Works, Vol. 1, Clause 2601.

Uses

- Under machinery and stanchion plates
- Grouting rails and bridge bearings
- Fixing bolts
- Underpinning
- Void filling

Features & Benefits

- Complies with National Highways Specification for Highway Works, Vol. 1, Clause 2601
- Precision grout suitable for use over a range of temperatures and site conditions
- Can be pumped, poured or trowelled
- Does not contain iron, aluminium or other additives which produce non-shrink characteristics by chemical reaction eliminating any subsequent problems of dimensional instability, corrosion or staining.
- Thermal expansion similar to that of good quality concrete
- Excellent flow properties
- Can be applied in thicknesses from 10mm to 100mm
- Does not significantly lose workability during pot life
- High initial and long term strength development



webercem grout eco

webercem grout eco

General-purpose, 'non-shrink'
cementitious grout

webercem grout eco is a premixed, non-shrink cementitious grout developed for applications where a cost-efficient grout with adequate flow and strength is required. It is designed primarily as a pourable grout but can also be used at a plastic or dry pack consistency.

Uses

- Grouting under stanchions and baseplates
- General void filling, under paving, in rubble walls etc
- Fixing balustrades, starter bars, barriers
- Underpinning

Features & Benefits

- General purpose grout suitable for use over a temperature range of between 5°C and 25°C
- Can be pumped, poured, trowelled or 'dry-packed' for maximum versatility
- Good flow properties, suitable for large baseplates
- Can be applied in thicknesses ranging from 10mm to 100mm.
- Factory blended for maximum quality control avoiding onsite errors



webertec grout FG & webertec EP pourable grout

webertec grout FG

Fast-setting, high-strength flowing grout.

webertec grout FG is a three-component polyester grout for anchoring and fixing. Fast-setting for rapid installation and can be used down to 0°C. Flowing grout to fill gaps between 5mm to 16mm.

Uses

- Grouting runway lights
- Fixing vertical bolts, starter bars and dowels
- Grouting anchor bolts and holding down bolts

Features & Benefits

- Fast-setting with rapid strength gain, allowing loads to be applied within two hours at 20°C
- Economical usage through part mixing by volume
- Available in standard and rapid depending upon temperature
- Excellent adhesion to concrete and asphalt substrates
- Can be bulked out for varying gap sizes, 5mm - 16mm
- Proven technology with reliability



webertec EP pourable grout

High-strength, chemically-resistant grout.

webertec EP pourable grout is specially formulated from epoxy resin and graded aggregates producing materials with exceptional toughness, chemical resistance, good flow characteristics and negligible shrinkage.

Uses

- Bearings
- Starter bars
- Dowels
- Balustrades
- Crane rails
- Machine baseplates
- Setting-in bolts
- Situations where tight clearances add to the difficulties of obtaining secure fixings

Features & Benefits

- Capable of withstanding high dynamic loads
- High compressive and tensile strength
- Very good chemical resistance
- Grout cures within the temperature range of 5°C to 35°C
- Negligible shrinkage factor allows use for underplate or rail grouting. Grout remains in contact with the underside
- Can be placed in much thinner sections than cementitious grouts resulting in cost savings

For more information please visit www.uk.weber, call **01525 718877** or email technical@netweber.co.uk

webertec EP structural adhesive & webertec EP TAG

webertec EP structural adhesive

Moisture-tolerant epoxy adhesive for structural bonding applications.

webertec EP structural adhesive is a two-component, bisphenol epoxy resin and polyamine hardener, highly moisture-tolerant structural adhesive for structural jointing and structural strengthening. Used for application thicknesses of 2 - 10mm.

Uses

- Adhesive for structural bonding
- Jointing of precast segmental bridge units
- Adhesive for external steel plate bonding
- Adhesive for **webertec force carbon plate** composite strengthening
- Adhesive for bonding elastomeric bearing pads for highways and railways

Features & Benefits

- Excellent cohesive bond to prepared surfaces
- Good adhesion to concrete, steel and carbon fibre
- Negligible shrinkage on curing
- Moisture tolerant for all year round work
- Fully complies with TR55 - Using externally bonded carbon fibre plate as well as Near Surface Mounted (NSM)

webertec EP TAG

High-strength anchoring for horizontal bars or bolts.

webertec EP TAG is a specially formulated epoxy resin system for securing horizontal fixings, such as dowel bars, starter bars, threaded studding and bolts into concrete or brickwork. A high-strength, corrosion and chemical-resistant anchoring is obtained, where speed of installation and early application of load is required. The thixotropic nature of the material ensures that the mixed resin stays in the hole after injection.

Uses

- Fixing:
 - Dowel bars
 - Starter bars
 - Threaded studding
 - Bolts
- Fixing reinforcement in structural brickwork
- Sealing and gap filling

Features & Benefits

- Quick and easy cartridge loading with mixed material
- Easy to mix and place
- Minimal shrinkage - when used in anchoring, the grout remains in contact with all faces of the hole and fixing
- Complies with BS EN 1504-6
- Thixotropic nature ensures anchor grout remains in the hole
- Epoxy resin based, able to withstand dynamic and cyclic loading on bolts

webertec anchor grout & webertec cable grout

webertec anchor grout

Fast-set polyester resin compound for anchoring and fixing.

webertec anchor grout is a multi-component polyester resin and special catalysed filler that has been developed for anchoring and fixing. The pourable grout is suited for pouring into holes for anchors in floors and slabs.

Uses

- Vertical anchorage of bolts and fixings to building and civil engineering work
- Fixings to concrete structures
- Anchor dowel bars to pavements and slabs

Features & Benefits

- Fast setting action with rapid strength gain
- Easy to mix and place
- Fixing cannot be vibrated out
- Economical fixing compared with mechanical fixings
- Stronger than concrete in one hour
- Versatile material with fixings to concrete, brickwork and stone: one material for the project



webertec cable grout

Fast-setting pourable grout for filling cable slots.

webertec cable grout is a low-modulus, semiflexible polyester resin compound for filling cable slots. Can be used with asphalt, bitumen and concrete surfaces. Used for gaps 5mm to 16mm wide.


Uses

- Runway airport lighting
- Taxiways and hardstanding
- Communication cables in sawn slots

Features & Benefits

- Easy to mix and place
- Does not segregate or bleed
- Rapid setting for quick return to service
- Can be used in cold weather installations

Case Studies



The Millennium Eye Bridge, Gateshead.
webercem repair concrete and
webercem precision grout SP

Project:

Spinnaker Tower, Portsmouth

Product: webercem grout & webercem precision grout
Client: Portsmouth Harbour UK Millennium Commission
Contractor: Mowlem Construction Southern
Specifier: Scott Wilson

Designed by Scott Wilson, the £38m Spinnaker Tower is the focal point of Portsmouth Harbour's UK Millennium Commission sponsored Renaissance project.

Weber specified the **webercem precision grout** and **webercem grout** for the base plates and foundation areas of the cofferdam foundations.

webercem precision grout is a pre-mixed cementitious grout developed for applications where an economical grout with good flow and strength is required. **webercem grout** is designed primarily as a pourable grout but can also be used at a plastic or dry pack consistency.



Project:

Docklands Light Railway - London City Airport link

Product: webertec EP pourable grout
Client: Docklands Light Railway
Contractor: Amec

Weber was selected from a group of six manufacturers to provide a suitable product for the grouting of approximately 22,000 pads beneath the rails on a new connection. **webertec EP pourable grout**, a grout with superior flow properties was chosen to distribute the load and ensure the rail was supported to the correct line and level.

The product was successfully trialled on-site to the approval of applicator Amec. The concrete under each plate was scabbled to achieve a minimum 15mm clearance. Formwork was then erected around the plates, clipped into position and sealed to prevent grout escaping. Hoppers were then constructed in accordance with Weber's recommendations to achieve a head of grout and to increase the speed of flow.

webertec EP pourable grout is specially formulated from epoxy resin and graded aggregates to produce a material with exceptional toughness, chemical resistance, good flow characteristics and negligible shrinkage. It is capable of withstanding high dynamic loads and proved to be the perfect solution for the DLR.



Project:

The Swarm, Thorpe Park

Product: webertec EP pourable grout & webercem repair concrete

Client: Merlin Entertainments

Specifier: HBL Associates and Bolliger & Mabillard

Contractor: T G Cruse Construction Ltd

Thorpe Park's adrenaline-inducing theme park ride, **The Swarm**, is the UK's first winged rollercoaster and sets a benchmark in ride experience.

The dynamic load of 28-rider trains travelling at up to 100km per hour, on 1000 tonnes of track over a distance of 775m (2,543 ft), is supported by Weber's high performance precision grouts.

This enormous structure and the ground bearings are subjected to very high dynamic loadings generated by the fast and furious winged ride-cars. HBL Structural Engineers specified **webertec EP Pourable Grout** to fix the steel mountings to the concrete ground bearings that absorb these high loads. Selecting a material for fixing the plinth anchorages and the shear key anchorages had two main criteria; it had to have the ability to sustain high dynamic loadings and to transfer the stress from the structural steel components back into the concrete bases.



Project:

Jubilee Line Underground Train Maintenance Depot

Product: webertec EP pourable grout

Client: London Underground

Contractor: McAlpine

Applicator: Tarmac Construction

High flow epoxy grout providing excellent dynamic load carrying capacity and good chemical resistance.

webertec EP pourable grout was chosen for its high flow and good chemical resistance in this heavy maintenance depot where the rolling stock for the Jubilee Line is serviced and repaired.

webertec EP pourable grout is specially formulated from epoxy resin and graded aggregates producing materials with exceptional toughness and durability, making the product perfect for use in rail track installations as the grout has high compressive and tensile strength and remains in constant contact with the underside of the baseplate.



Project:

The Millennium Bridge, London

Product: webercem precision grout SP &
webercem repair concrete CP

Contractor: McAlpine

Specifier: Ove Arup

The bridge, also known as the Millennium Bridge, is a 325 metre-long suspension bridge that crosses the River Thames at Bankside on the Queen's Walk. It was the first new bridge to be built in the capital for more than 100 years.

Designed by Arup, Foster and Partners, and Sir Anthony Caro, the £18.2million project is the result of a competition that was held by Southwark Council in 1996 in partnership with the Royal Institute of British Architects (RIBA) and The Financial Times.

The bridge was constructed using lateral suspension, eliminating the need for supporting columns. **webercem repair concrete** was used as a foundation base to the precision grout on the caisson plinths. **webercem precision grout SP** was used to support the full weight of the structure along the bearings and column piers.



Project:

The London Eye

Product: webercem precision grout SP

Client: British Airways

Contractor: McAlpine

The tallest cantilevered observation wheel in the world, The London Eye is an engineering masterpiece. Also referred to as the Millennium Wheel, due to the fact it formed the centrepiece of the UK's millennium celebrations, the structure stands at an impressive 135 metres tall.

Designed by Marks Barfield Architects, the £75million wheel was officially unveiled on 31 December 1999 to mark the turn of the new century. There are 32 pods but interestingly, they are numbered from 1 to 33 as (due to superstitious reasons) there's no pod 13.

Reliable transfer of load from the structure to supporting foundations is a vital element of design in any civil engineering project, particularly when it comes to structures with high static loads and the transport of the public. **webercem precision grout SP** was specified to help create the foundation because of its ability to withstand high dynamic loads over a long period of time.



Technical support and services

Weber has built a reputation for its technical support, both at design and on site during the application programme. Qualified civil engineers and experienced specialists are available in the field to provide important design and preparation advice to specifier and contractor and support to applicators as the project progresses. While these teams can assist when problems develop, their main purpose is to address issues vital to the successful completion of a project before the problems occur and assist all involved in reaching the 'right first time' goal.

Training


Based on its strong knowledge and experience of its market, the Weber training programmes meet the needs of its customers. Weber has invested in dedicated training facilities which offer the opportunity for both theoretical and practical training with conference room and purpose designed practical areas.

One-day courses for training on repair and maintenance techniques are undertaken at our Flitwick Head Office. Subjects include structural concrete repair, bedding, grouting and composite strengthening.

Interest in the availability of training should, in the first instance, be directed to your local Sales Manager or Weber direct on **01525 718877** or email: **mail@netweber.co.uk**

Recommended applicators

Experienced labour is more and more difficult to locate, especially in the application of technical products where the standard of work left reflects directly on specifier indemnity. Weber will put specifiers and clients in touch with specialist applicators that have shown they can produce good quality work. A selection of recommended applicators can be supplied for major projects detailing their range of specialities, skills and resources, all will have experience in successfully applying Weber materials.



Terminal Muelle Prat, Barcelona.
webertec EP pourable grout

Quality assurance and guarantees

Totally committed to quality, customer service and the ongoing development of high performance materials, Weber provides a Ten Year Materials Guarantee. The Ten Year Guarantee covers all Weber products as long as they have been applied in accordance with the company's specification, instructions and good working practice. This guarantee does not affect your statutory rights.

Quality Assurance in manufacture is maintained through the use of modern plant and stringent quality testing. All facilities have regularly monitored quality systems and procedures in place and Weber has made considerable investment in achieving and maintaining the highest possible standards available. BS EN ISO standards are an important measure and control of the company's determination to follow these key drivers. All sites currently operate to BS EN ISO 9001, BS EN ISO 14001 and BS EN ISO 45001.

Docklands Light Railway.
webertec EP pourable grout



Standards

Weber precision grouting and anchoring products listed in this guide have all been tested and adhere to the relevant parts of the industry requirement of BS EN 1504 standard (Products and systems for the protection and repair of concrete structures – Definitions, requirements, quality control and evaluation of conformity), where relevant. These include:

- BS EN 1504 Part 3 - Structural and non-structural repair
- BS EN 1504 Part 6 - Anchoring of reinforcing steel

A number of Weber precision grouting products also comply with National Highways Specification for Highway Works, Vol. 1, Clause 2601 and ASTM standards.

Sustainability

As part of Saint-Gobain's wider sustainability mission to become carbon net zero by 2050, Weber has its own sustainability targets to become a more sustainable business.

Weber's sustainability pledge is driven by three target pillars which aim to enhance people's health and wellbeing whilst reducing the impacts on the natural environment, underpinned by communication to embed a sustainability culture throughout the business.



Carbon & climate



Resources & circulatory



Health & wellbeing

We are committed to making the world a better home, and caring for people and the planet by reducing the environmental impact of our products. We're always striving to improve our products and services whilst adapting to our customers needs to support them and their business.



Saint-Gobain Weber
Dickens House, Enterprise Way
Maulden Road, Flitwick
Bedford • MK45 5BY • UK
Tel: +44 (0)1525 718877
email: mail@netweber.co.uk
www.uk.weber

