



Weber
love colour





Weber welcome you to our world of colour and expression

Colour, form and texture are the basic tools specifiers have at their disposal to create an attractive façade. Where the specifier requires colours that are outside the technical possibilities of cementitious materials, modern base coat renders in conjunction with high performance synthetic coatings are available to fit the bill with the same durability.

Synthetic Finish Product Range

- **weberplast TF** - A pre-mixed, acrylic-based, even-textured finish available in 1.5mm aggregate size
- **webersil TF** - A pre-mixed, silicone-based, even-textured finish available in 1.5mm aggregate size
- **webersil P** - A silicone resin emulsion paint

Guidance For Successful Colour & Product Selection

Colour appearance will vary naturally according to product nature, substrate, surface finish and orientation. In particular, cementitious and synthetic product colours are fundamentally different in composition and hence finished appearance. There is no guarantee that the colour will be exactly the same from product to product and in particular, between mineral renders and synthetic products.

It is an unrealistic expectation that manufacturers can produce exact colour matching from:


- **Product to product**
The raw materials and pigment additions used to manufacture acrylic products are different from those used in silicone based products.
- **Finish to finish**
The colour of a painted finish on a plain faced render will always look different to the same colour with a 1.5mm textured finish.

To ensure product and colour acceptability it is recommended that a sample showing colour and texture is obtained. These are available to order from Weber.

Good Practice


To ensure colour consistency, the material required for complete and adjoining panels should be thoroughly mixed together before use.

Always follow the instructions on the product packaging or product data sheet. Product data sheets are available upon request from Weber or can be downloaded online at www.uk.weber




Weber add colour
to any project


See our colour reference guide on the back pages including LRV and price bands.




Winter White



Chalk




Silver Pearl



Single Cream



Double Cream



Vanilla



Cream



Cornish




Ivory



Warm Biscuit



Barely Beige



Grey Ivory



Sand




Buff



Limestone



Pearl Grey



Pebble



Beige Grey



Mushroom

Weber like to be
colourful





Pink Earth**




Earth Red




Roasted Chestnut




Tawny Owl



Pearl *




Oyster Shell




Palest Pink *



Rose



Iced Violet



Pale Ash



Berry Smoothie



Gorgeous Grape***

Weber can transform your
world with a collection of
rich, warm colours





Sand Storm



Vanilla Fudge



Potters Clay



Desert Fatigues



Lioness



Peanut Butter



American Mustard



Ecru



Sand Dune



Earth



Gingernut



French Beige



Old Gold



Papaya *




Cool Copper



Brick Red

Weber put a
colourful spring
in your step





Almond




Apricot Whip



Velvet Foundation



Pine Nut



Bisque



Antique Ivory



Ocre Rose



Lemon Bonbon



Lemon Cream



Final Straw



Sunny Beach



Corn Field



Banana Split



Parchment



Canario***



Moutarde***

Weber help you
imagine a colour
in its place






Iced Apple



Muted Mint



Cool Mint



Mint Cream



Green Tea



Sage Green



Crème de Menthe



Safari



Raincloud



Subtle Sage



Creamy Avocado



Frosted Fern



Ivy Green



Soft Moss



Antique Sage



Jungle Green



Fresh Cut Grass



Rosemary & Thyme




Lime Fizz




Emerald Fields

Weber replicate
nature's colours





Iced Blue




Snowy Skies




Light Blue




City Blue



Crystal Blue



Powder Blue



Iced Water



Baja Blue



Aqua Bubble



Brittany Blue***



Marine Breeze



Stormy Seas



Tokyo Blue



Sky Blue



Azure Blue



Blueberry Crush



Mediterranean Sky



Cornflower Blue



Hooloofoo Blue




Buenos Aires***



Weber take colour
to new heights



Pale Grey



Eggshell



Antique Lace



Rainy Day



Fortress Grey



Welsh Slate



Quarry Grey



Hurricane Skies



Graphite



Elephant Grey



Liquid Mercury



Sky Scraper



Silver Grey



Sugar Grey



Stone Grey



Cloudy Day




Soft Silver




Toolbox Grey



Platinum Grey




Granite Grey



Weber have
colour covered.
Relax.



Light Beige



Beige



Willow



Portobello



Latte



Oatmeal



Mocha



Pecan



Milky Tea



Nearly Nutmeg



Butterscotch



Golden Brown



Golden Sand



Cappuccino



Sepia



Bitter Chocolate



Milk Chocolate



Rich Roasted



Coffee no Cream

Weber offer the
tools to get it right



Sample Service

Choosing the colour of the exterior of your home, development or client's property can be one of the most important decisions on a new build or refurbishment scheme and getting it wrong can work out costly. The colour representation in this guide is as close as printing techniques allow but it is recommended that your final selection is always made against an actual sample ensuring the colour choice is the right one!

Each colour is available to order individually from Weber. Samples are available to order online at www.uk.weber or call us on **01525 718877 (press 2 for Technical)**. You can also order samples by talking direct to your local Weber representative or contractor.


Where there is the intention to use a selection of Weber render products and finishes such as monocouche, mineral renders and the synthetic finishes detailed in this guide, specifiers should be aware that these are completely different products, applied to different backgrounds, with different performance criteria and application methods. It is therefore not possible to guarantee colour matching between product types.

Special colours and colour matching may be possible according to product type and subject to commercial constraints, contact Weber for further information on this service.





Weber guide you to a
successful finish



Eco Home, Cork

System: **weberend MT** with **webersil TF**

Client: Gareth Sullivan


Architect: Simply Architecture

Construction: ECO Timber Frame

Applicator: M S Plastering

Designed by award-winning practice Simply Architecture, the brief for this contemporary property was to design an energy efficient family home that incorporated innovative construction methods to overcome the challenges of a problematic site, as a result a timber frame construction was chosen with a cement board and lightweight render system.

The project utilised high performance **weberend MT** a multi-coat render system which incorporates meshcloth reinforcement within a resin-rich render coat, that can be finished with a choice of textures and colours. This lightweight render system is designed for large areas of stable render carrier boards without the need for expressed joints to create smooth, modern design aesthetics. The bold finish chosen for this innovative property was **webersil TF** in Welsh Slate.



Winter White

Platinum Grey

Stormy Seas

The Tower, Cwmbran

System: **webertherm XM** EWI with **webersil TF** finish
Client: Bron Afon Community Housing
Architect: Pentan Partnership
Main Contractor: Seddon Construction Ltd
Applicator: FOZCS

The Tower, at 23-storeys and the tallest building in Cwmbran, has undergone a dramatic upgrade in both thermal performance and aesthetics with the use of **webertherm XM** External Wall Insulation System. U-values have been substantially improved and, occupying a very focal position in the town, the 1960's tower block now creates a colourful skyline.

The highly weather proof **webersil TF**, a silicone based, decorative finish has been used in a variety of colours and patterns to create a scheme led by the residents. The original U-Value was 1.13 W/m²K which has been improved to 0.29 W/m²K after application of EWI improving the thermal efficiency to the residents and greatly enhancing the aesthetics of the area.




Crème de
Menthe

Rosemary &
Thyme

Antique Sage

Welsh Slate

Winter White



L&Q, Lewisham

System: **webertherm XM** with **webersil TF** finish

Client: L&Q


Specifier: Faithorn Farrell Timms

Contractor: Mulalley & RR Richardson Limited

Applicator: ECL Contracts

In the London Borough of Lewisham, **webertherm XM** External Wall Insulation System was specified for the extensive refurbishment and thermal upgrade of apartment blocks on selected estates across the Forest Hill and Sydenham areas. The application of **webertherm XM** has significantly rejuvenated the appearance of the properties and dramatically improved the thermal performance of these homes with a reduction in U-value to $0.3\text{W}/\text{m}^2\text{K}$ from the original $2.13\text{W}/\text{m}^2\text{K}$.

Colour played an important part in this project with balconies and fascia's painted in a range of colours of **webersil TF**, a silicone based even-textured decorative finish, providing a durable and weather resistant, vapour permeable surface.



Gateway to the Valleys School, Bridgend, Wales

System: **weberend MT** render system
 Client: Bridgend County Borough Council
 Architect: Scott Brownrigg Architects
 Contractor: Leadbitter
 Applicator: M & P Contractors Wales Ltd.

This £39m project is part of a scheme which represents one of the largest single investments in a shared community and education building in Wales. It won the 2013 UK BREEAM Education Award by replacing the old school buildings with a new development that is environmentally and economically sustainable. Application of **weberend MT** lightweight render system assisted in this achievement.

weberend MT is a multi-coat render system which incorporates glass fibre meshcloth reinforcement and a polymer-rich adhesive coat that carries a choice of finishes. It is ideal for large areas without the need for expressed joints making it a fast, efficient system in conjunction with modern methods of construction. The clean aesthetic lines of the building are enhanced by the striking coloured finish, this project uses **webersil TF** textured decorative finish providing a highly weather resistant and protective solution.

Price Bands

Please find listed in the following tables the price band information on the complete product range. The price bands reflect the selection and quantity of pigment required for each individual colour. Detailed pricing can be found in Weber's standard price list, which is available on request.

LRV & EWI

LRV (Light Reflectance Value) is a recognised industry measure relating to solar reflectance and heat gain and affects the use of colours on EWI (External Wall Insulation) systems.

Coloured surfaces reflect light and heat; the lighter the colour, the higher the reflectance. The amount of light that is reflected from a surface is given as a percentage where white has a value of 100% and black has a value of 0%. Dark coloured surfaces reflect less light resulting in more absorption, the absorbed energy gets converted to heat.

On EWI Systems the heat generated within the render has nowhere to dissipate resulting in greater stress on the surface finish, so dark coloured acrylic and silicone products with a LRV below 20% will be more prone to surface tension cracking. This is exacerbated when a low LRV colour is used on larger areas.

The following tables detail the LRV value and our recommendation for use on External Wall Insulation Systems. Evaluations can be carried out if you choose a low LRV value colour, please contact Weber for details.

Weber cannot accept any liability for cracking if a colour is selected for use with EWI which does not achieve the minimum LRV, we therefore advise selection of an alternative colour with an LRV at, or above, the minimum recommendation of 20%.

To ensure product and colour acceptability it is recommended that a sample showing colour and texture is obtained. These are available to order from Weber.

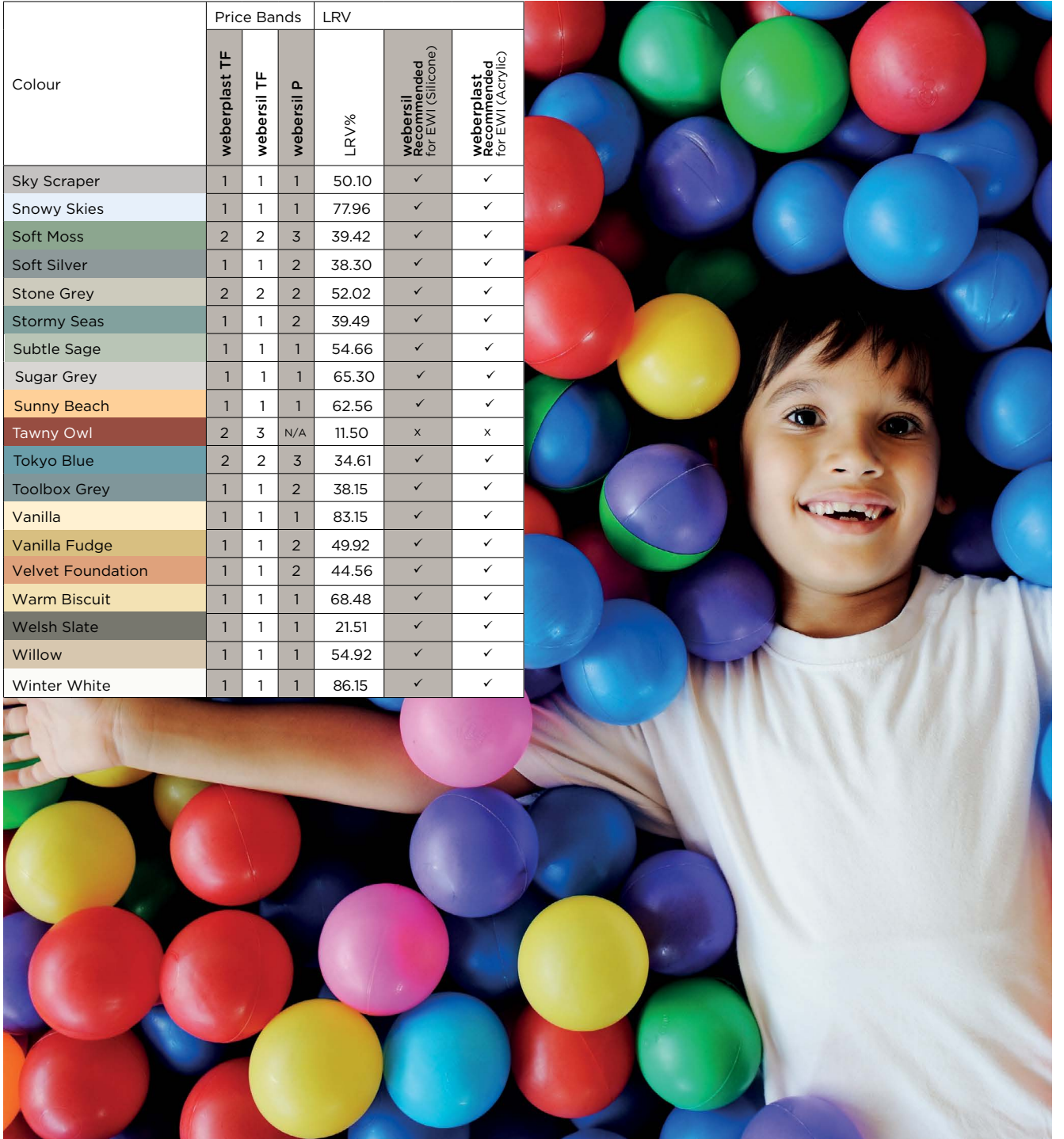
Colour	Price Bands			LRV		
	weberplast TF	webersil TF	webersil P	LRV%	webersil Recommended for EW1 (Silicone)	weberplast Recommended for EW1 (Acrylic)
Almond	1	1	1	79.43	✓	✓
American Mustard	1	1	2	48.65	✓	✓
Antique Ivory	1	1	1	68.33	✓	✓
Antique Lace	1	1	1	64.45	✓	✓
Antique Sage	2	3	4	22.40	✓	✓
Apricot Whip	1	1	1	66.12	✓	✓
Aqua Bubble	3	2	2	50.24	✓	✓
Azure Blue	2	2	2	52.34	✓	✓
Baja Blue	1	1	2	60.05	✓	✓
Banana Split	1	1	2	73.30	✓	✓
Barely Beige	1	1	1	69.39	✓	✓
Beige	2	2	2	64.27	✓	✓
Beige Grey	1	1	1	72.19	✓	✓
Berry Smoothie	1	1	2	44.21	✓	✓
Bisque	1	1	1	70.24	✓	✓
Bitter Chocolate	2	1	1	15.22	x	x
Blueberry Crush	2	2	3	32.81	✓	✓
Brick Red	2	2	2	34.63	✓	✓
Brittany Blue	3	4	N/A	37.24	-	✓
Buenos Aires	3	4	N/A	24.29	-	✓
Buff	2	2	2	57.50	✓	✓
Butterscotch	1	1	1	36.30	✓	✓
Canario	2	3	N/A	66.30	-	✓
Cappuccino	1	1	2	22.54	✓	✓
Chalk	1	1	1	84.50	✓	✓
City Blue	1	1	1	77.66	✓	✓
Cloudy Day	1	1	1	54.94	✓	✓
Coffee no Cream	2	2	3	17.26	x	x
Cool Copper	2	2	2	26.22	✓	✓

Colour	Price Bands			LRV		
	weberplast TF	webersil TF	webersil P	LRV%	webersil Recommended for EW1 (Silicone)	weberplast Recommended for EW1 (Acrylic)
Cool Mint	1	1	1	72.19	✓	✓
Corn Field	1	1	2	61.68	✓	✓
Cornflower Blue	2	3	4	22.84	✓	✓
Cornish	1	1	1	73.90	✓	✓
Cream	1	1	1	68.50	✓	✓
Creamy Avocado	1	1	1	54.14	✓	✓
Crème de Menthe	1	1	1	64.62	✓	✓
Crystal Blue	1	1	1	69.14	✓	✓
Desert Fatigues	1	2	2	38.81	✓	✓
Double Cream	1	1	1	84.55	✓	✓
Earth	1	1	1	46.30	✓	✓
Earth Red	2	2	2	30.55	✓	✓
Ecru	1	1	1	54.03	✓	✓
Eggshell	1	1	1	71.99	✓	✓
Elephant Grey	1	1	1	39.08	✓	✓
Emerald Fields	3	4	4	44.81	✓	✓
Final Straw	1	1	1	63.53	✓	✓
Fortress Grey	1	1	1	38.09	✓	✓
French Beige	2	2	2	21.29	✓	✓
Fresh Cut Grass	1	1	3	49.46	✓	✓
Frosted Fern	1	1	2	41.98	✓	✓
Gingernut	2	1	1	33.45	✓	✓
Golden Brown	2	2	2	20.52	✓	✓
Golden Sand	1	1	2	28.76	✓	✓
Gorgeous Grape	3	3	N/A	45.31	-	✓
Granite Grey	2	2	2	64.91	✓	✓
Graphite	2	2	2	35.80	✓	✓
Green Tea	1	1	1	68.14	✓	✓
Grey Ivory	1	1	1	70.82	✓	✓

Colour	Price Bands			LRV		
	weberplast TF	webersil TF	webersil P	LRV%	webersil Recommended for EW1 (Silicone)	weberplast Recommended for EW1 (Acrylic)
Hoolooovoo Blue	2	2	2	32.88	✓	✓
Hurricane Skies	1	1	1	34.10	✓	✓
Iced Apple	1	1	1	83.01	✓	✓
Iced Blue	1	1	1	81.08	✓	✓
Iced Violet	1	1	1	79.28	✓	✓
Iced Water	1	1	1	71.95	✓	✓
Ivory	1	1	1	73.50	✓	✓
Ivy Green	2	2	3	35.73	✓	✓
Jungle Green	3	3	4	9.57	x	x
Latte	1	1	1	53.63	✓	✓
Lemon Bonbon	1	1	1	66.22	✓	✓
Lemon Cream	1	1	1	85.80	✓	✓
Light Beige	2	2	2	66.63	✓	✓
Light Blue	2	2	2	60.80	✓	✓
Lime Fizz	3	3	3	48.79	✓	✓
Limestone	2	2	2	62.99	✓	✓
Lioness	2	2	2	36.03	✓	✓
Liquid Mercury	1	1	1	45.31	✓	✓
Marine Breeze	2	2	3	35.96	✓	✓
Mediterranean Sky	2	1	2	45.67	✓	✓
Milk Chocolate	2	2	2	15.77	x	x
Milky Tea	1	1	1	40.61	✓	✓
Mint Cream	1	1	1	84.30	✓	✓
Mocha	1	1	1	38.29	✓	✓
Moutarde	1	2	N/A	48.80	-	✓
Mushroom	2	2	2	56.90	✓	✓
Muted Mint	1	1	1	81.72	✓	✓
Nearly Nutmeg	1	1	1	40.08	✓	✓
Oatmeal	1	1	1	53.78	✓	✓
Ocre Rose	2	2	2	53.59	✓	✓
Old Gold	1	1	2	40.28	✓	✓
Oyster Shell	1	1	1	69.10	✓	✓

Colour	Price Bands			LRV		
	weberplast TF	webersil TF	webersil P	LRV%	webersil Recommended for EW1 (Silicone)	weberplast Recommended for EW1 (Acrylic)
Pale Ash	1	1	1	69.70	✓	✓
Pale Grey	1	1	1	74.23	✓	✓
Palest Pink	1	N/A	1	80.68	✓	✓
Papaya	N/A	1	1	35.92	✓	✓
Parchment	2	2	2	67.06	✓	✓
Peanut Butter	1	1	1	48.42	✓	✓
Pearl	1	N/A	1	80.32	✓	✓
Pearl Grey	2	2	2	64.78	✓	✓
Pebble	1	1	1	69.86	✓	✓
Pecan	1	1	1	40.37	✓	✓
Pine Nut	2	2	2	50.77	✓	✓
Pink Earth	N/A	1	1	36.34	✓	✓
Platinum Grey	1	1	1	55.66	✓	✓
Portobello	1	1	1	53.33	✓	✓
Potters Clay	1	1	1	41.21	✓	✓
Powder Blue	1	1	1	80.87	✓	✓
Quarry Grey	1	1	1	28.90	✓	✓
Raincloud	1	1	1	54.51	✓	✓
Rainy Day	1	1	1	49.84	✓	✓
Rich Roasted	2	2	3	12.60	x	x
Roasted Chestnut	1	2	3	18.57	x	x
Rose	2	2	2	51.82	✓	✓
Rosemary & Thyme	2	2	3	36.49	✓	✓
Safari	1	1	1	54.62	✓	✓
Sage Green	2	2	2	53.05	✓	✓
Sand	2	2	2	68.91	✓	✓
Sand Dune	1	1	1	52.61	✓	✓
Sand Storm	1	1	1	55.37	✓	✓
Sepia	1	1	2	24.89	✓	✓
Silver Grey	1	1	1	57.27	✓	✓
Silver Pearl	1	1	1	78.00	✓	✓
Single Cream	1	1	1	85.56	✓	✓
Sky Blue	1	1	1	68.42	✓	✓

Colour	Price Bands			LRV		
	weberplast TF	webersil TF	webersil P	LRV%	webersil Recommended for EW1 (Silicone)	weberplast Recommended for EW1 (Acrylic)
Sky Scraper	1	1	1	50.10	✓	✓
Snowy Skies	1	1	1	77.96	✓	✓
Soft Moss	2	2	3	39.42	✓	✓
Soft Silver	1	1	2	38.30	✓	✓
Stone Grey	2	2	2	52.02	✓	✓
Stormy Seas	1	1	2	39.49	✓	✓
Subtle Sage	1	1	1	54.66	✓	✓
Sugar Grey	1	1	1	65.30	✓	✓
Sunny Beach	1	1	1	62.56	✓	✓
Tawny Owl	2	3	N/A	11.50	x	x
Tokyo Blue	2	2	3	34.61	✓	✓
Toolbox Grey	1	1	2	38.15	✓	✓
Vanilla	1	1	1	83.15	✓	✓
Vanilla Fudge	1	1	2	49.92	✓	✓
Velvet Foundation	1	1	2	44.56	✓	✓
Warm Biscuit	1	1	1	68.48	✓	✓
Welsh Slate	1	1	1	21.51	✓	✓
Willow	1	1	1	54.92	✓	✓
Winter White	1	1	1	86.15	✓	✓







Saint-Gobain Weber

Dickens House, Enterprise Way,
Maulden Road, Flitwick,
Bedford, MK45 5BY

✉ 01525 718877

🌐 mail@netweber.co.uk

📶 www.uk.weber

📱 @SGWeberUK

 **weber**
SAINT-GOBAIN